




CORAL

LINEAR ROD PENDANT (x8)

Designed by Oliver Höglund & Ryan Roberts



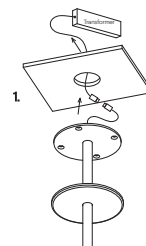
TECHNICAL DATA

Application	Interior & Outdoor Use (IP44)	Input Power	100 - 240VAC Power supplied in one vertical rod
Glass Colour	Frosted / Clear	Output Voltage (Standard)	24V DC Driver (350mA Constant Current) Supplied with Remote Driver
Rod Suspensions	Brass Finish / Matte Black / Matte White / Steel Finish / Bronze	Dedicated LED	8 x 1W - 350mA (Standard) Lifespan - 60,000+ Hours CRI>90
Ceiling Canopy	Brass Finish / Matte Black / Matte White / Steel Finish / Bronze	Colour Temperature	2700K / 3000K (Standard) / 4000K
Dimensions	Glass Diameter: 170mm Linear Rod: 1500mm	Dimming	TRIAC/Phase Dimmable (Standard) Dimmable DALI (additional cost) Please contact for alternative dimming
Measurement between vertical rods - 740mm		Warranty	24 Months / 2 Years
Certification	AU/NZ AS/NZS 60598.1, 60598.2.1 EU EN 60598.1, 60598.2.1 US/CAN ETL/UL 1598, CSA C22.2#250.0		

DIMENSIONS

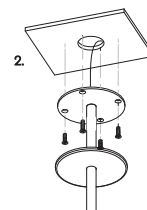
MOUNTING

Installation Instructions

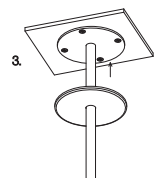


1. Prep the ceiling with an approx. 50mm hole to fit the transformer. Place the transformer in the ceiling and feed the cable through the hole into the room. Connect the single electrified cable to the transformer.

*The transformer needs to be accessible for maintenance purposes.



2. Screw the steel mounting plate to the ceiling using appropriate fasteners for the ceiling substrate.



3. Secure the magnetic cover plate onto the mounting plate.